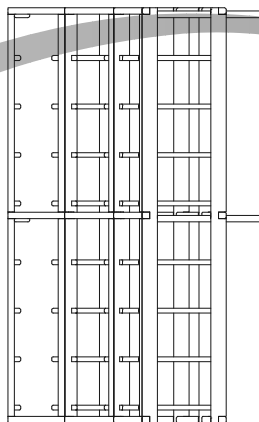
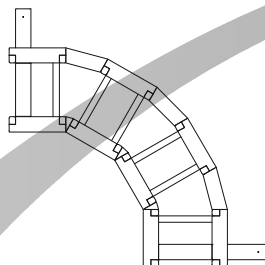
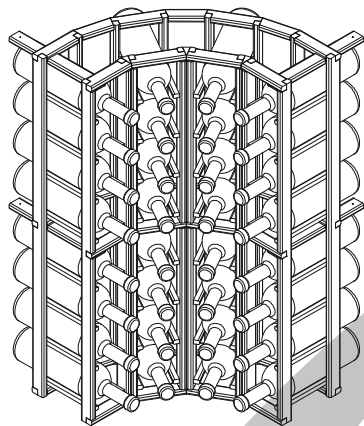


IB CORNER 32



IB Corners are the perfect component to transition racking from one wall to another without interrupting the flow of individual bottle storage. Perfect for filling dead corners and maximizing overall capacity.

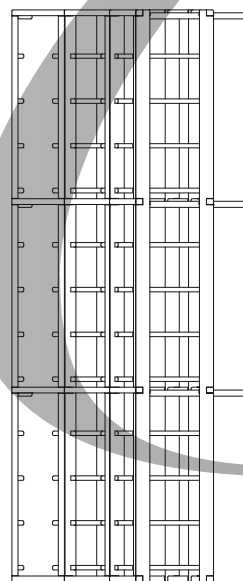
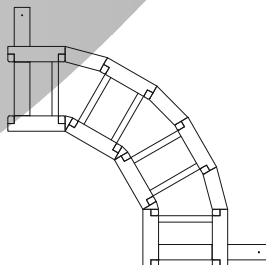

HEIGHT: 32"

WIDTH: 19 13/16"

DEPTH: 19 13/16"

Bottle Cap. : 32 Btls

IB CORNER 48



IB Corners are the perfect component to transition racking from one wall to another without interrupting the flow of individual bottle storage. Perfect for filling dead corners and maximizing overall capacity.

HEIGHT: 47 3/4"

WIDTH: 19 13/16"

DEPTH: 19 13/16"

Bottle Cap. : 32 Btls